

CS18047\_HB-IP-24-M

**COMPONENTS**

INDEX	PART	TYPE	MATERIAL	COLOR / COATING
1	C18044_HB-IP-24-M		PMMA	
2	C17756_Strada-IP-24-Seal		Silicone	

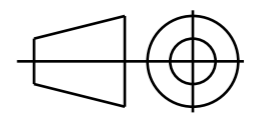
**MECHANICAL DRAWING**

PRODUCT **STRADA\_IP-24**



Plastic moulding general tolerances according to DIN 16901-130 and applies if not otherwise shown in the drawing. Silicone moulding general tolerances according to ISO 3302-1 Class M3 and applies if not otherwise shown in the drawing.

FIRST ANGLE PROJECTION:



This drawing is the property of LEDiL Oy. It may not be copied or otherwise distributed without prior written permission from LEDiL Oy.

SCALE 1:1

WEIGHT -

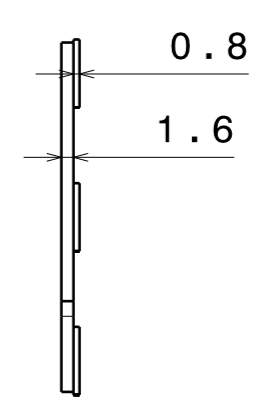
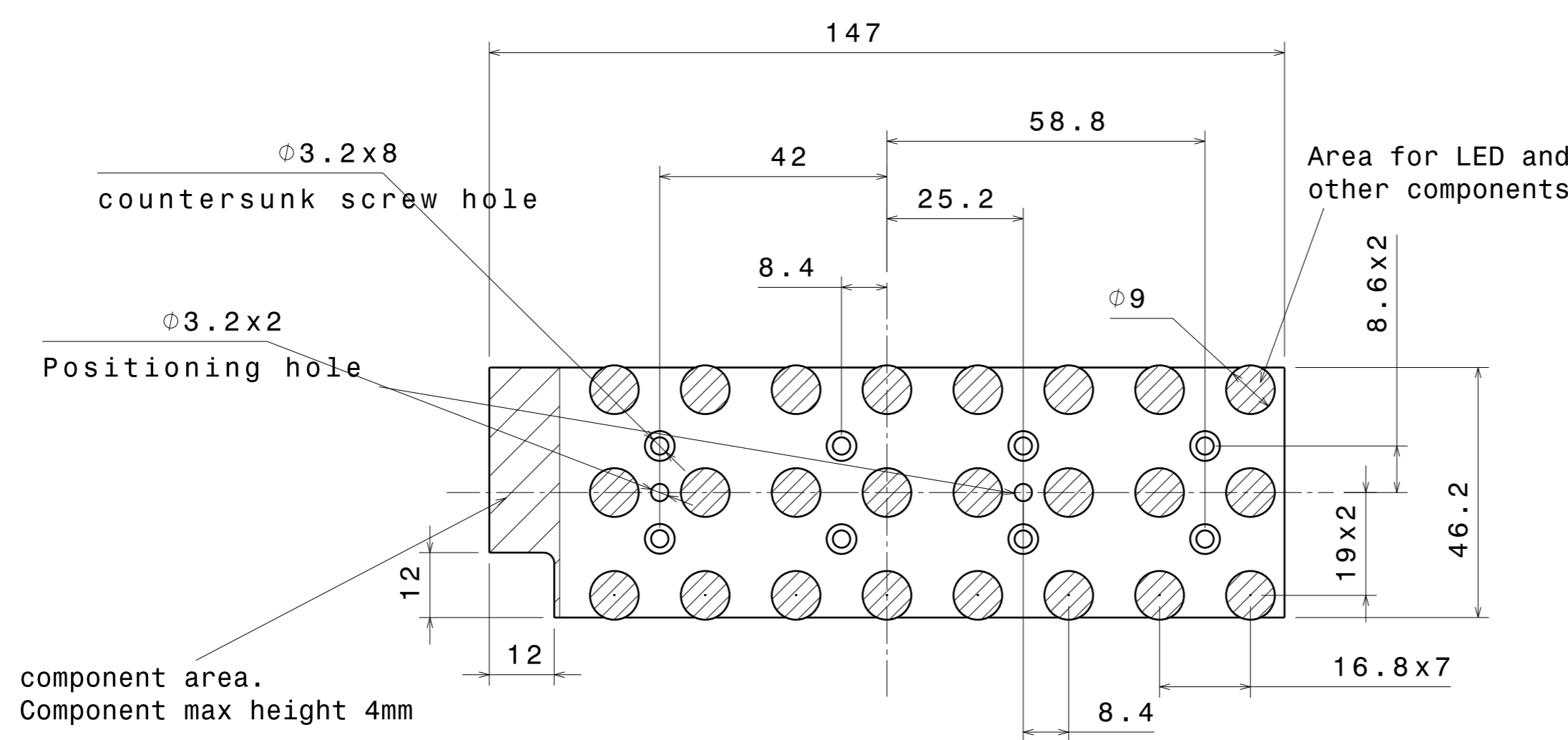
A3 SHEET 1/1

**Notes**

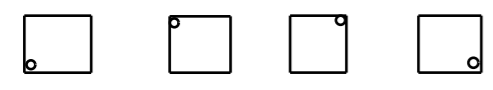
- Heatsink level.
- LED location
- Ensure LED fitting from a product specific 3D model available from [www.ledil.com](http://www.ledil.com)
- For more details about installation please see LEDiL Installation Guide on [www.ledil.com](http://www.ledil.com)

H G F E D C B A

REV	DATE	DESCRIPTION	Done by	Checked by
001		1st Model	Mver	
002	28.10.2020	PCB length reduced	KH	



It is recommended to rotate LED from position to position.



PART	TYPE	MATERIAL	COLOR / COATING
PCB_HB_			

<b>PRODUCTION DRAWING</b>		<b>LEDiL</b> <sup>®</sup>
FAMILY <b>STRADA_IP-24</b>		
Plastic moulding general tolerances according to DIN 16901-130 and applies if not otherwise shown in the drawing. Silicone moulding general tolerances according to ISO 3302-1:2014(E)-M2 and applies if not otherwise shown in the drawing.	FIRST ANGLE PROJECTION: 	This drawing is the property of LEDiL Oy. It may not be copied or otherwise distributed without prior written permission from LEDiL Oy.
SCALE 1:1	WEIGHT -	A3 SHEET 1/1

H G B A